



ACCOUNT NUMBER **1234 567 890 0**  
 SERVICE FOR  
 SDGE CUSTOMER  
 1234 ANY STREET  
 SAN DIEGO, CA 92101

DATE MAILED APR 6, 2019  
 sdge.com

Households are moving to Time-of-Use pricing. Electricity costs are lower all day except between 4 p.m. to 9 p.m. For more info, visit [sdge.com/whenmatters](http://sdge.com/whenmatters).

**Savings Alert:** California is fighting climate change and so can you! Your bill includes a Climate Credit from a state program to cut carbon pollution while also reducing your energy costs. Find out how at [EnergyUpgradeCA.org/credit](http://EnergyUpgradeCA.org/credit).

## Account Summary

Previous Balance			\$357.73
Payment Received	03/13/19	THANK YOU	- 357.73
Current Charges			+ 229.52
<b>Total Amount Due</b>			<b>\$229.52</b>

## Summary of Current Charges

(See page 2 for details)

	Billing Period	Usage	Amount(\$)
Gas	Feb 28, 2019 - Apr 1, 2019	45 Therms	30.20
Electric	Feb 28, 2019 - Apr 1, 2019	757 kWh	199.32
<b>Total Charges this Month</b>			<b>\$229.52</b>

**Time of Use Change This Bill Period:**  
 Time-of-use periods changed for March and April of 2019. See Time-of-use chart for details.

### Regulatory Notices

All customers are required to pay a Competition Transition Charge as part of the charges above, including those who choose an electric service provider other than SDG&E.

PLEASE KEEP THIS PORTION FOR YOUR RECORDS. (FAVOR DE GUARDAR ESTA PARTE PARA SUS REGISTROS.)  
 PLEASE RETURN THIS PORTION WITH YOUR PAYMENT. (FAVOR DE DEVOLVER ESTA PARTE CON SU PAGO.)



SERVICE ADDRESS: 1234 ANY STREET SD 92101

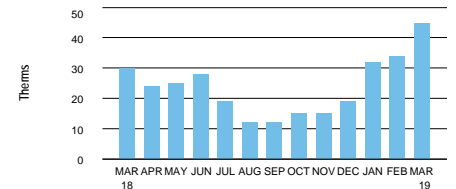
SDGE CUSTOMER  
 PO BOX 111111  
 SAN DIEGO CA 92101-0111

Save Paper & Postage  
 PAY ONLINE  
 sdge.com

ACCOUNT NUMBER  
**1234 567 890 0**

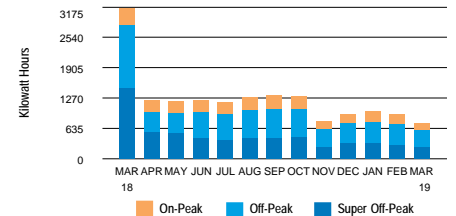
DATE DUE	Apr 25, 2019
AMOUNT DUE	\$229.52

### Gas Usage History (Total therms used)



**45** Therms used  
 1.4 Daily avg therms  
 1.2 Daily avg therms last month  
 55.6% ↑ Change in daily avg therms from last year  
 16.7% ↑ Change in daily avg therms from last month  
 32 Days in billing cycle

### Electric Usage History (Total kWh used)



**757** kWh used  
 23.7 Daily avg kWh  
 32.3 Daily avg kWh last month  
 76.1% ↓ Change in daily avg kWh from last year  
 26.6% ↓ Change in daily avg kWh from last month  
 3.4 Max monthly demand  
 3.4 Max annual demand  
 32 Days in billing cycle



DATE DUE	Apr 25, 2019
AMOUNT DUE	\$229.52

Please enter amount enclosed.

\$

Write account number on check and make payable to **San Diego Gas & Electric**.

SAN DIEGO GAS & ELECTRIC  
 PO BOX 25111  
 SANTA ANA CA 92799-5111



## Detail of Current Charges

### Gas Service

Rate: GR-Residential

Baseline Allowance: 49 Therms

Meter Number: 01111111 (Next scheduled read date May 2, 2019) Cycle: 2

Billing Period	Days	Current Reading	Previous Reading	= Difference	x Meter Constant	x Therm Multiplier	= Total Therms
02/28/19 - 04/01/19	32	2599	2556	43	1.000	1.039	45

### GAS CHARGES

Gas Service (Details below)		45 Therms	Amount(\$)
Therms used	Baseline	45	
Rate/Therm		\$1.01230	
Charge		\$45.55	= 45.55



#### Gas Energy Rate Change This Billing Period:

There was a rate change on day 32 of your Billing Period. Therefore, your charges for the first 318 days were at Rate 1, and the remaining 1 day were at Rate 2.

Gas Energy Charge (Details below)		45 Therms	Amount(\$)
Therms used	Usage	45	
Rate/Therm		\$.34873	
31 of 32 Days		\$13.73	= 13.73
Therms used	Usage	45	
Rate/Therm		\$.41256	
1 of 32 Days		\$2.32	= 2.32
California Climate Credit			-33.94

**Total Gas Charges \$27.66**

### TAXES & FEES ON GAS CHARGES

		Amount (\$)
Public Purpose Program	45 Therms x \$.054910	2.47
State Regulatory Fee	45 Therms x \$.001660	.07
<b>Total Taxes &amp; Fees on Gas Charges</b>		<b>\$2.54</b>

(Continued on next page)

### Important Phone Numbers

**1-800-411-SDGE (7343)** English  
**1-800-311-SDGE (7343)** Español  
**1-877-889-SDGE (7343)** TTY

M-F, 7am-8pm, Sat, 7am-6pm

For emergencies and to report outages, please call 24 hours a day, 7 days a week. **1-800-611-7343**

To locate underground cables & gas pipes, please call DigAlert, Monday-Friday, 6am-7pm. **8-1-1**

To make a payment using your credit or debit card via a third party vendor, call. **1-800-386-0067**

## Payment Options \$ Please visit [sdge.com/residential/pay-your-bill](http://sdge.com/residential/pay-your-bill) for more ways to pay your bill.



#### Online Bill Pay:

Register to make a secure payment now or schedule your payment at [myaccount.sdge.com](http://myaccount.sdge.com), or visit your bank's website for home banking options.



#### Credit/Debit:

Pay by credit/debit card via third party vendor (fee applies) by visiting [sdge.com/residential/pay-your-bill](http://sdge.com/residential/pay-your-bill). Click on the Bill Matrix link or call 1-800-386-0067 to make a payment.



#### Mobile:

SDG&E's free app for your mobile device gives you more ways to connect with us. Visit [sdge.com/mobileapps](http://sdge.com/mobileapps) to download.



#### In Person:

To find the nearest location and hours of operation, visit [sdge.com/locations](http://sdge.com/locations).



#### Need help paying your bill?

For payment options or to make payment arrangements, visit us at [sdge.com/assistance](http://sdge.com/assistance) or call 1-800-411-7343



#### By Mail:

Mail your check or money order, along with the payment stub at the bottom of your bill, in the enclosed envelope to SDG&E, PO Box 25111, Santa Ana, CA 92799-5111.

Detail of Current Charges - Continued

Total Gas Service **\$30.20**

Electric Service

Rate: Time of Use - TOU-DR1-Residential Climate Zone: Inland  
 Baseline Allowance: 307 kWh  
 Billing Period: 2/28/19 - 4/1/19 Total Days: 32  
 Meter Number: 02222222 Meter (Next scheduled read date May 3, 2019) Cycle: 2  
 Constant: 1.000  
 Circuit: 1250 Your circuit is currently not subject to rotating outage. However, this is subject to change without notice.  
 Total Usage: 757 (Usage based on interval data)

ELECTRIC CHARGES

Electricity Delivery (Details below) 709 kWh Amount(\$)

WINTER USAGE	On-Peak	Off-Peak	Super Off-Peak	
kWh used	167	308	234	
Rate/kWh	\$.32037	\$.32037	\$.32037	
31 Day Charge	\$53.50	+ \$98.67	+ \$74.97	= 227.14

Electricity Delivery (Details below) 48 kWh

WINTER USAGE	On-Peak	Off-Peak	Super Off-Peak	
kWh used	12	14	22	
Rate/kWh	\$.32814	\$.32814	\$.32814	
1 Day Charge	\$3.94	+ \$4.59	+ \$7.22	= 15.75

**Time of Use Change This Bill Period:**  
 There was a time of use change on day 32 of your Billing Period. Therefore, your consumption for the first 31 days were aggregated on TOU 1, and the remaining 1 days were aggregated on TOU 2. See time-of-use chart for detail.

**Rate Change This Billing Period:**  
 There was a rate change on day 32 of your Billing Period. Therefore, your charges for the first 31 days were at Rate 1, and the remaining 1 days were at Rate 2.

DWR Bond Charge 757 kWh x \$.00503 3.81

Electricity Generation (Details below) 709 kWh

WINTER USAGE	On-Peak	Off-Peak	Super Off-Peak	
kWh used	167	308	234	
Rate/kWh	\$.07621	\$.06765	\$.05815	
31 Day Charge	\$12.73	+ \$20.84	+ \$13.61	= 47.18

Electricity Generation (Details below) 48 kWh

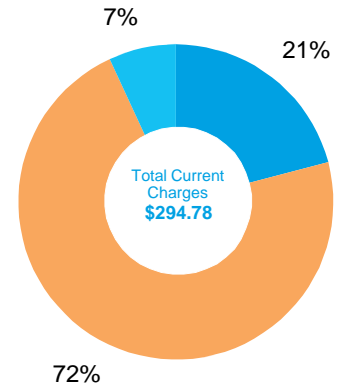
WINTER USAGE	On-Peak	Off-Peak	Super Off-Peak	
kWh used	12	14	22	
Rate/kWh	\$.08748	\$.07764	\$.06674	
1 Day Charge	\$1.05	+ \$1.09	+ \$1.47	= 3.61

DWR Revenue Adjustment -02  
 Baseline Adjustment Credit -67.44  
 California Climate Credit -31.32

Total Electric Charges **198.71**

(Continued on next page)

Breakdown of Current Charges



The total current charges include the following components. Definitions for these terms are shown on page 6 of your bill.

Period: 02/28 - 04/01

**Gas Charges**

Gas Service \$61.60

**Other Charges & Credits (Gas)**

Public Purpose Programs \$2.47  
 Other \$0.07  
 California Climate Credit -\$33.94

Period: 02/28 - 04/01

**Electric Charges**

Electricity Generation \$50.79  
 Transmission \$29.07  
 Distribution \$77.61  
 Nuclear Decommissioning -\$0.02  
 Competition Transition Charge \$5.3  
 Local Generation Charge \$9.34  
 Total Rate Adj. Comp. \$45.53

**Other Charges & Credits (Electric)**

Public Purpose Programs \$13.39  
 DWR Bond Charge \$3.81  
 DWR Revenue Adjustment -\$0.02  
 Other \$6.1  
 California Climate Credit -\$31.32

Total Current Charges **\$229.52**