

# Cómo entender su factura de SDG&E

A continuación encontrará las secciones resumidas que aparecen en su factura. Algunos detalles acerca de su consumo de energía, como lo que se refiere a cuándo y cómo usa la energía en su casa, y un pronóstico de la factura del mes en curso, los puede encontrar en My Account, la herramienta en línea de SDG&E® para el control de la energía. Para empezar, sólo necesita su número de cuenta. Visite [sdge.com/MyAccount](http://sdge.com/MyAccount).

ACCOUNT NUMBER 1234 567 890 6 DATE MAILED Apr 3, 2018 Page 1 of 5  
SERVICE FOR sdge.com  
SDGE CUSTOMER  
4800 ELECTRIC AVE  
SAN DIEGO, CA 92129

**1** **DATE DUE** Apr 22, 2018  
**AMOUNT DUE** \$91.46

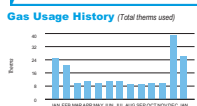
**2** **Account Summary**

Previous Balance	\$111.37
Payment Received 01/12/18	THANK YOU - 112.00
Credit Balance	- \$0.63
Current Charges	+ \$2.09
<b>Total Amount Due</b>	<b>\$91.46</b>

**3** **Summary of Current Charges** (See page 2 for details)

Billing Period	Usage	Amount(s)
Gas Dec 29, 2017 - Jan 30, 2018	26 Therms	32.31
Electric Dec 29, 2017 - Jan 30, 2018	260 kWh	52.78
Returned Payment Charge		7.00
<b>Total Charges this Month</b>		<b>\$92.09</b>

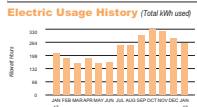
**4** **Gas Usage History** (Total therms used)



**26 Therms used**

- 1.8 Daily avg therms
- 0.0% Change in daily avg therms from last year
- 38.5% Change in daily avg therms from last month
- 32 Days in billing cycle

**5** **Electric Usage History** (Total kWh used)



**260 kWh used**

- 8.1 Daily avg kWh
- 0.4% Change in daily avg kWh from last year
- 24.5% Change in daily avg kWh from last month
- 13.6% Change in daily avg kWh from last month
- 32 Days in billing cycle

PLEASE KEEP THIS PORTION FOR YOUR RECORDS. (FAVOR DE GUARDAR ESTA PARTE PARA SUS REGISTROS.)  
PLEASE RETURN THIS PORTION WITH YOUR PAYMENT. (FAVOR DE DEVOLVER ESTA PARTE CON SU PAGO.)

**5** **Save Paper & Postage** PAY ONLINE [sdge.com](http://sdge.com)

ACCOUNT NUMBER 1234 567 890 6  
**DATE DUE** Apr 22, 2018  
**AMOUNT DUE** \$91.46

Write account number on check and make payable to San Diego Gas & Electric.

SDGE CUSTOMER  
4800 ELECTRIC AVE  
SAN DIEGO, CA 92129

SAN DIEGO GAS & ELECTRIC  
PO BOX 25111  
SANTA ANA, CA 92799-5111

6 2 00000123456789000000092090000009146

ACCOUNT NUMBER 1234 567 890 6 DATE MAILED Apr 3, 2018 Page 2 of 5  
DATE DUE Apr 22, 2018  
sdge.com

**6** **Detail of Current Charges**

**Gas Service**  
Rate: GR-Residential Baseline Allowance: 49 Therms  
Meter Number: 999999999 (Next scheduled read date Mar 1, 2018) Cycle: 21

Billing Period	Days	Current Reading	Previous Reading	Difference	Meter Constant	Therm Multiplier	Total Therms
12/29/17 - 01/30/18	32	8957	8932	25	1,000	1,049	26

**7** **GAS CHARGES** (Amount(s))

**Gas Service Rate Change This Billing Period:**  
There was a rate change on day 3 of your Billing Period. Therefore, your charges for the first 2 days were at Rate 1, and the remaining 30 days were at Rate 2.

Usage	Amount(s)
Therms used	26
Rate/Therm	\$9.1113
2 of 32 Days	\$1.48
Therms used	26
Rate/Therm	\$8.6581
30 of 32 Days	\$21.10

**8** **Gas Energy Rate Change This Billing Period:**  
There was a rate change on day 3 of your Billing Period. Therefore, your charges for the first 2 days were at Rate 1, and the remaining 30 days were at Rate 2.

Usage	Amount(s)
Therms used	26
Rate/Therm	\$3.5228
2 of 32 Days	\$.57
Therms used	26
Rate/Therm	\$3.0205
30 of 32 Days	\$7.36

(Continued on next page)

**9** **Important Phone Numbers**

1-800-411-SDGE (7343) English  
1-800-311-SDGE (7343) Español  
1-877-889-SDGE (7343) TTY

M-F, 7am-9pm, Sat, 7am-6pm  
For emergencies and to report outages, please call 24 hours a day, 7 days a week. . . . . 1-800-611-7343

To locate underground cables & gas pipes, please call DigAlert, Monday-Friday, 6am-7pm. . . . . 8-1-1

To make a payment using your credit or debit card via a third party vendor, call. . . . . 1-800-386-0067

**8** **Payment Options** Please visit [sdge.com/residential/pay-your-bill](http://sdge.com/residential/pay-your-bill) for more ways to pay your bill.

**Online Bill Pay:** Register to make a secure payment now or schedule your payment at [myaccount.sdge.com](http://myaccount.sdge.com), or visit your bank's website for home banking options.

**Credit/Debit:** Pay by credit/debit card via third party vendor (fee applies) by using [sdge.com/residential/pay-your-bill](http://sdge.com/residential/pay-your-bill). Click on the Bill Matrix link or call 1-800-386-0067 to make a payment.

**Mobile:** SDG&E's free app for your mobile device gives you more ways to connect with us. Visit [sdge.com/mobisupport](http://sdge.com/mobisupport) to download.

**In Person:** To find the nearest location and hours of operation, visit [sdge.com/locations](http://sdge.com/locations).

**Need help paying your bill?** For payment options or to make payment arrangements, visit us at [sdge.com/assistance](http://sdge.com/assistance) or call 1-800-411-7343.

**By Mail:** Mail your check or money order, along with the payment stub at the bottom of your bill, in the enclosed envelope to SDG&E, PO Box 25111, Santa Ana, CA 92799-5111.

- 1 Fecha de vencimiento y monto a pagar** para consulta rápida.
- 2 Resumen de los cargos** muestra los totales de consumo y costos de un vistazo.
- 3 Mensajes** le brinda información sobre su cuenta, programas o servicios.
- 4 Historial de consumo** compara su consumo de energía con meses anteriores y con el mismo mes del año anterior para ayudarle a monitorear cómo ha estado utilizando la energía.
- 5 Facturas por internet** Le invitamos a que ayude a ahorrar papel optando por la facturación sin papel con My Account, o verifique con su proveedor de banca en casa para ver si ofrece facturas electrónicas de SDG&E.

- 6 Información sobre el servicio de gas,** asignación inicial y lectura de medidor.
- 7 Información sobre la tarifa de gas** y costos asociados se detallan para ayudarle a entender su consumo de energía.
- 8 Opciones de pago** presentadas para que pueda decidir la mejor manera de pagar su factura cada mes.
- 9 Información de contacto y horario de atención de SDG&E**

Detail of Current Charges - Continued

**Total Gas Charges \$30.51**

**TAXES & FEES ON GAS CHARGES**

	Amount (\$)
Public Purpose Program	1.76
State Regulatory Fee	26 Therms x \$0.01643 .04
<b>Total Taxes &amp; Fees on Gas Charges</b>	<b>\$1.80</b>

**Total Gas Service \$32.31**

**Electric Service**

Rate: Standard - DR-Residential Climate Zone: Coastal  
 Baseline Allowance: 294 kWh  
 Billing Period: 12/29/17 - 1/30/18 Total Days: 32  
 Meter Number: IASIDRIS (Next scheduled read date Mar 1, 2018) Cycle: 21  
 Meter Constant: 1.000  
 Circuit: 1234 Your circuit is currently not subject to rotating outage. However, this is subject to change without notice.

Billing Period	Days	Current Reading	Previous Reading	Difference	Meter Constant	Total kWh
12/29/17 - 01/30/18	32	19288	19028	260	1.000	260

**ELECTRIC CHARGES**

	Amount (\$)
Electricity Delivery (Details below) 260 kWh	
Winter Usage 260 kWh	
Rate/kWh \$ 14.749	
2 of 32 Days	2.40
Winter Usage 260 kWh	
Rate/kWh \$ 15.406	
30 of 32 Days	37.55
DWR Bond Charge 260 kWh x \$.00549	1.43

**Rate Change This Billing Period:**  
 There was a rate change on day 3 of your Billing Period. Therefore, your charges for the first 2 days were at Rate 1, and the remaining 30 days were at Rate 2.

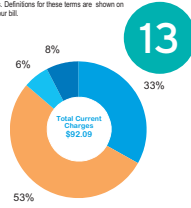
Winter Electricity Generation 260 kWh x \$.07397 x 2/32	1.20
Winter Electricity Generation 260 kWh x \$.07075 x 30/32	17.25
FERA Discount	-7.18
EcoChoice Differential 260 kWh x -\$0.1062 x 2/32	-1.17
EcoChoice Differential 260 kWh x -\$0.2375 x 30/32	-5.79
PCIA	5.87
<b>Total Electric Charges</b>	<b>\$52.56</b>

**TAXES & FEES ON ELECTRIC CHARGES**

	Amount (\$)
Franchise Fees on Electric Energy Supplied by Others 1.43 x 1.10%	.02
State Surcharge Tax 260 kWh x \$.000290	.08
State Regulatory Fee 260 kWh x \$.000458	.12
<b>Total Taxes &amp; Fees on Electric Charges</b>	<b>\$ 0.22</b>
<b>Total Electric Service</b>	<b>\$52.78</b>

**Breakdown of Current Charges**

The total current charges include the following components. Definitions for these items are shown on page 5 of your bill.



**Gas Charges**

Gas Service \$30.51

**Other Charges & Credits (Gas)**

Public Purpose Programs \$1.76

Other \$0.04

**Electric Charges**

Electricity Generation \$12.49

Transmission \$9.45

Distribution \$25.99

Nuclear Decommissioning -\$0.02

Competition Transition Charge \$4.44

Local Generation Charge \$2.56

Reliability Services \$0.01

Total Rate Adj. Comp. -\$1.97

**Other Charges & Credits (Electric)**

Public Purpose Programs \$3.49

FERA Discount -\$7.18

DWR Bond Charge \$1.43

PCIA \$5.87

Other \$2.22

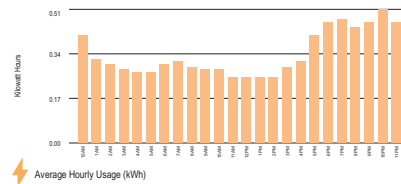
**Other Account Charges & Credits**

Other \$7.00

**Total Current Charges \$92.09**

**Your Electricity Dashboard**

**Average Hourly Electric Usage**



**Average Electricity Cost (kWh)**

260 kWh

Tier 1	Tier 2	High Usage Charge
0 - 382 kWh	383 - 1,176 kWh	> 1,177 kWh
23¢	40¢	47¢

**Highest Usage Hour**

Highest Usage Hour this month:  
**2.0 kWh on January 23, 2018 from 11pm to 12am**  
 This is the highest amount of electricity used at a given point in time.

10

11

12

14

15

- 10 Información sobre el servicio eléctrico**, asignación inicial y lectura del medidor.
- 11 Número de circuito y bloque** Puede usar su número de circuito y bloque para ver cuánto tiempo se espera que dure un apagón planeado o imprevisto.
- 12 Información detallada sobre la tarifa eléctrica** y costos asociados se muestran para ayudarlo a entender los costos totales de la electricidad.
- 13 Desglose de los cargos eléctricos actuales** detalla los componentes individuales incluidos en sus tarifas de energía.

- 14 Tarifas eléctricas residenciales:** están divididas en niveles, así que el costo por kWh sube cuando su consumo general de electricidad se eleva de un nivel de consumo al siguiente. Hay hasta dos niveles dentro de los cuales puede caer su consumo.  
*El precio de la electricidad por nivel cambia en el transcurso del año, con base en la temporada y otros factores. Los costos se muestran únicamente con fines ilustrativos.*
- 15 Cargo por consumo elevado** Un cargo por consumo elevado, ordenado por el estado, se aplicará a los clientes residenciales por niveles cuyo consumo de electricidad sea más de cuatro veces la cantidad de su Asignación Inicial.