



What guidelines does SDG&E follow when pruning trees?

We follow industry standards endorsed by the American National Standards Institute (ANSI) and the International Society of Arboriculture (ISA). We take into account the health of the tree and prune to maintain the minimum clearance requirement for at least one year. Our focus is on safety, service reliability and compliance, so we use directional pruning techniques, not solely aesthetic pruning techniques.

How will a tree look after directional pruning?

Directional pruning removes branches growing toward power lines so that the remaining branches grow away from power lines. Trees growing directly under power lines may be shaped like a U or V, while trees growing beside power lines may be shaped like an L or have one side removed.

These directional pruning techniques reduce the number of sprouts and the chance of disease, which improves the long-term health of the tree. Directional pruning also reduces the frequency of tree pruning.

What happens if a tree needs to be removed?

We will do the work at no cost to you. We will remove branch debris and all palm tree debris. Please note, however, that:

- Wood over 3 inches in diameter will be cut, whenever practical, into a manageable size and left at the site.
- SDG&E does not grind or remove stumps.

continued on back ▶

Can I prune my own trees or hire a contractor?

Never try to prune trees near electric equipment yourself – it’s dangerous. If you touch an electric line or an object such as a tool, ladder or tree branch that’s touching an electric line, it can cause a severe shock or death.

Any tree pruning within 10 feet of power lines must be done by a line-clearance-qualified arborist. If you’d like to know more about such requirements regarding vegetation management, visit sdge.com/tree-safety-rules.

What should I do if I see vegetation growing close to a power line or transformer?

Call our Tree Help Desk at **858-654-8608** to request an inspection. If a tree poses a hazard, we’ll prune it on a priority basis, within 24 hours or a few weeks, depending on how severe the hazard is.

Where can I get more information about the Vegetation Management Program?

Call our Tree Help Desk at **858-654-8608**, visit our website at sdge.com/treesafety or write to us at the address below.

Connect with us at sdge.com and on social media:



[Twitter.com/sdge](https://twitter.com/sdge)

[Facebook.com/SanDiegoGasandElectric](https://facebook.com/SanDiegoGasandElectric)

YouTube.com/SDGEWebmaster



P.O. Box 129831 | San Diego, CA 92112-9831
1-800-411-7343

– VEGETATION MANAGEMENT –



TREE CARE FOR POWER SAFETY

PRUNING AND PLANTING FAQs AND TIPS



Frequently asked questions

Why does SDG&E® need to prune trees?

All electric utilities in California are required to maintain clearances for electric equipment, including overhead and underground power lines, transmission towers and power poles.

Any vegetation that touches electric equipment can cause problems with safety and reliability. Proper pruning of trees near power lines keeps trees healthy and helps:

- Save lives by removing electric shock hazards.
- Reduce the risk of fire.
- Prevent power outages.

What does SDG&E’s Vegetation Management Program do?

We take care of trees and brush near power lines to help keep the lights on and communities safe. We work with qualified contractors to manage nearly a half million trees every year. Our annual vegetation management cycle includes:

- Inspection of trees.
- Tree pruning and removal.
- Quality assurance audits of work performance and compliance after each activity is completed.

We also conduct community education and outreach every year, such as tree-planting events at schools. The Arbor Day Foundation® has recognized SDG&E as a Tree Line USA® Utility every year since 2002 for best practices in tree care, worker training and public education.



- VEGETATION MANAGEMENT - PLANT THE RIGHT TREE IN THE RIGHT PLACE

Help prevent power outages and fires by planning before you plant.

Start with the following trees that are popular locally and compatible with overhead power lines. Then browse our tree planting guide at sdge.com/treeguide to learn more about trees that interest you. You'll also find tips on planning and planting.

Know what's below before you dig.

At least two working days before you break ground, call Underground Service Alert at **811** or submit a location request at digalert.org to have the location of buried utility-owned gas pipelines marked first. With this free service, you can avoid the dangers and expense of damaging underground utilities. Have a qualified professional locate gas lines that belong to you – typically those that run from the meter to your gas appliances. Learn more at sdge.com/your-gas-lines.

Key:  Height  Foliage  Flower  Fruit  Water

Western Redbud *Cercis occidentalis*

-  Moderate growth to 20 feet.
-  Deciduous. Leaves are round and medium green.
-  Magenta. Blooms March-April.
-  Brown or purple pod (1.5-3.0 inches).
-  Drought tolerant.



SelecTree photos by J. Smith, M. Ritter, W. Mark and J. Reimer

Crape Myrtle *Lagerstroemia indica*

-  Slow growth to 10-25 feet.
-  Deciduous. Deep glossy green leaves, fall color is yellow. Some trees turn orange or red.
-  Colors include white, pink, red and lavender. Blooms July-September.
-  Brown capsule (0.25-0.50 inches), fruiting in fall. Dry fruit is litter issue.
-  Drought tolerant.



SelecTree photos by M. Ritter, W. Mark and J. Reimer






Hong Kong Orchid Tree *Bauhinia blakeana*

-  Moderate growth to 20 feet.
-  Partly deciduous for a short period. Gray-green twin-lobed leaves.
-  Pink, purple or rose. 5-6 inches long. Blooms in fall or winter.
-  None.
-  Moderately drought tolerant.



SelecTree photos by M. Ritter, W. Mark, J. Reimer and C. Stubler

Pygmy Date Palm *Phoenix roebelenii*

-  Slow growth to 6-15 feet.
-  Evergreen. Leaves are pinnately compound odd, green. Has thorns.
-  Inconspicuous white flowers in spring.
-  Red or black drupe (0.50-1.50 inches), fruiting in spring or summer.
-  Moderately drought tolerant.



SelecTree photos by C. Stubler, M. Ritter, W. Mark and J. Reimer

Gold Medallion Tree *Cassia leptophylla*

-  Fast growing to 20-25 feet.
-  Semi-evergreen, medium green, pinnately compound leaves.
-  Deep yellow. Blooms July-August.
-  16-inch-long seedpods present a litter problem.
-  Drought tolerant.



SelecTree photos by C. Stubler, M. Ritter, W. Mark and J. Reimer

Tree height zones help guide your planting decisions

